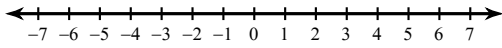


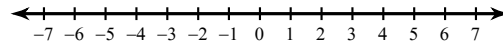
Graphing Inequalities

Draw a graph for each inequality.

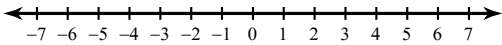
1) $n \leq -5$



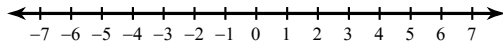
2) $n \leq 5$



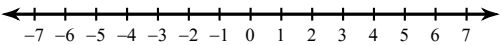
3) $x < 1$



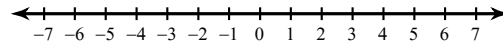
4) $r > 2$



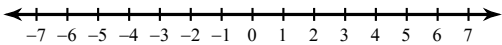
5) $n > 5$



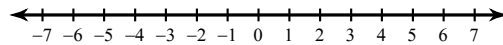
6) $r \leq -2$



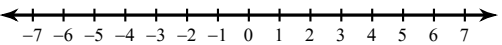
7) $k \leq -2$



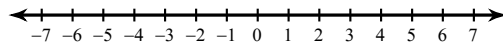
8) $m < -5$



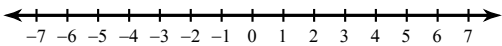
9) $x \geq 2$



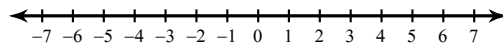
10) $-5 \geq v$



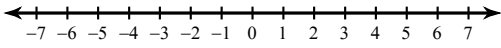
11) $-2 \geq v$



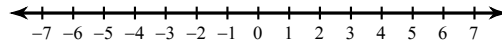
12) $x < 5$



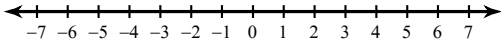
13) $-x \geq 2$



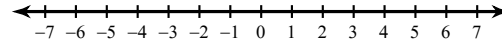
14) $5 \geq -a$



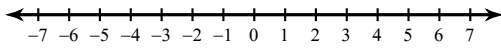
15) $x \leq 2$



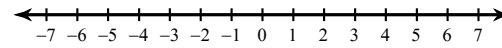
16) $x \leq 5$



17) $-5 > b$



18) $-2 > b$



Write an inequality for each graph.

